



BLU RANGE

INLINE RECTANGULAR 'T' BAR PULL HANDLE


Product Code: HAB15

LIT-DC-HAB15



316 Marine Grade Stainless Steel Hardware Range

- Finest quality inline rectangular 'T' bar pull handle
- Heavy duty 1.5mm stainless steel wall thickness for a superior feel & increased tensile strength
- Extra finishing process provides a 'super satin' finish
- Part of a suited range of door & window hardware
- Designed with no middle stem to avoid conflicting with locking mechanism
- Manufactured from 316 Marine Grade Stainless Steel
- Ideal for use where corrosion levels are high, such as coastal environments and in acidic timber
- Lifetime guarantee



Brass bush fixing ferrules to prevent handles from coming loose

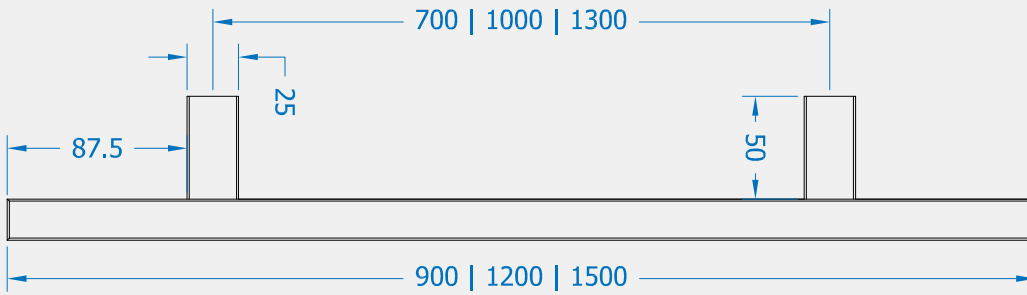


COASTAL

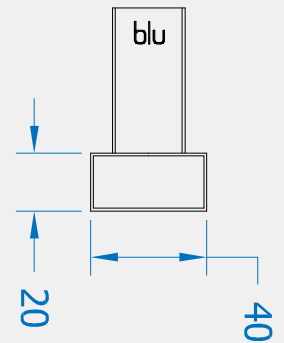
Shaping the future.

INLINE RECTANGULAR 'T' BAR PULL HANDLE

Side Profile




Top Profile



Visit www.coastal-group.com for CAD drawings

FINISHES:



SSS

Satin Stainless Steel

PART NUMBER	PRODUCT DESCRIPTION	FINISH	UNITS
HAB15-400-BB-SSS	400mm Rectangular 'T' bar, back to back fix	SSS	Pair
HAB15-400-SF-SSS	400mm Rectangular 'T' bar, secret fix	SSS	Each
HAB15-900-BF-SSS	900mm Rectangular 'T' bar, bolt fix	SSS	Each
HAB15-1200-BB-SSS	1200mm Rectangular 'T' bar, back to back fix	SSS	Pair
HAB15-1200-BF-SSS	1200mm Rectangular 'T' bar, bolt fix	SSS	Each
HAB15-1200-SF-SSS	1200mm Rectangular 'T' bar, secret fix	SSS	Each
HAB15-1500-BF-SSS	1500mm Rectangular 'T'bar, bolt fix	SSS	Each



COASTAL

Shaping the future.